



## Installation Instructions

### 09-18 DODGE RAM 1500 Quad & Crew Cab

#### PARTS LIST

#	PICTURE	Description	QTY	#	PICTURE	Description	QTY
1		M10 T-bolt with M8 nut	6	2		M8 Flange bolts	6
3		M10 Flange nut	6	4		Space plate for 09-14 mode (drive side front bracket)	1
5		Plastic retainer T-bolt holder (remove before tighten)	6	6		M8 Flange nut	6
7		Drive side Front bracket	1	8		Drive side middle & rear bracket	2
9		Passenger side bracket	3	10		T-Bolt	6

**Passenger/Right Rear Mounting Bracket**



**Passenger/Right Center Mounting Bracket**



**Passenger/Right Front Mounting Bracket**



**Driver/Left Front Mounting Bracket**



**Drive/Left Center Mounting Bracket**



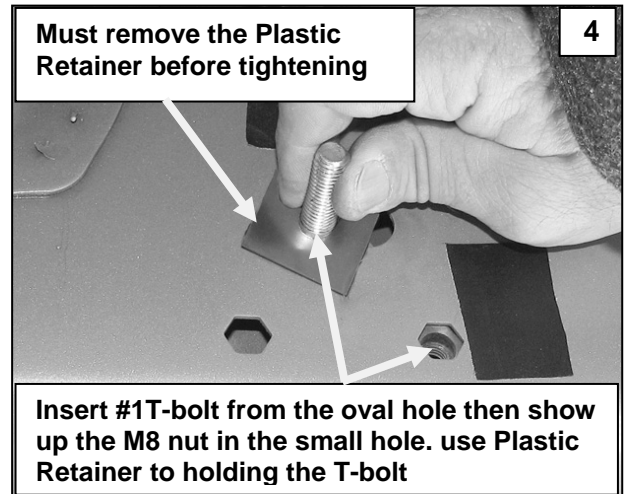

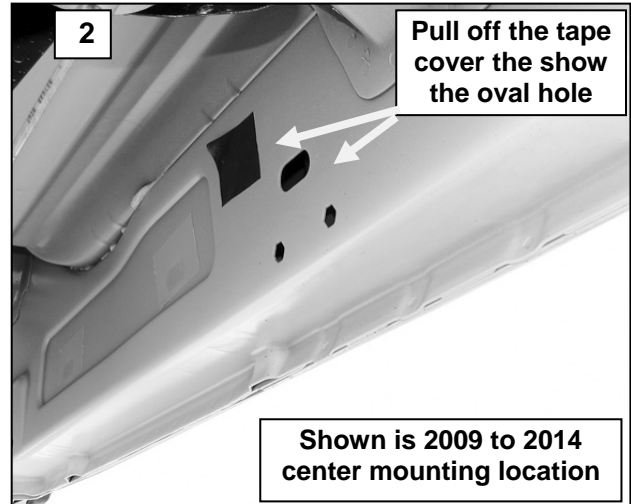



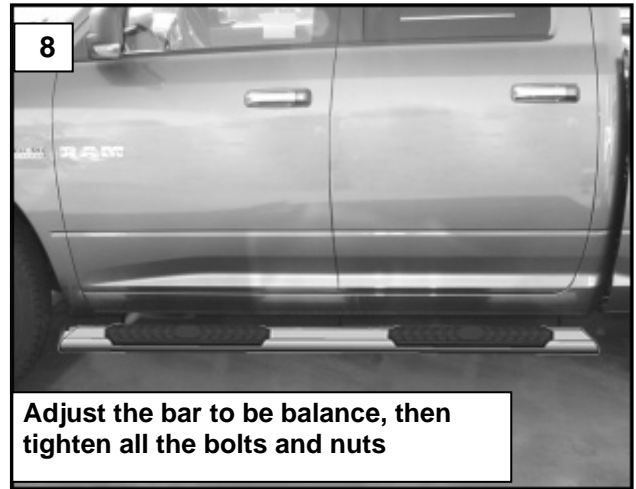
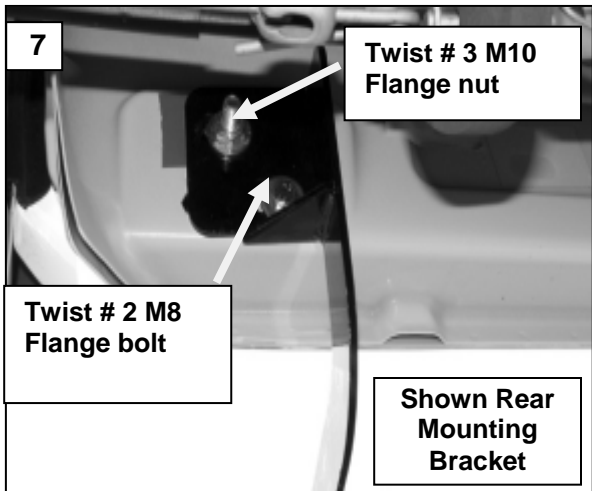
**Driver/Left Rear Mounting Bracket**



**REMOVE CONTENTS FROM BOX. VERIFY ALL PARTS ARE PRESENT. READ INSTRUCTIONS CAREFULLY BEFORE STARTING INSTALLATION.**

**Drive Side Installation**





9.Repeat steps 1-8 for passenger side installation.

### Additional installation for 2015+ Models

