



## CS432 Ram 1500 (new body) 2019- H.L. DRL Harness Installation Guide



Step 1: The power cords packed in the zipper need to be connected with the fuse of vehicle.




Step2: Connect A with D, while B and C need to be connected to passenger side and driver side of the headlamp respectively.



Step3: Connect the harness of driver side headlamp with C.



Step 4: Connect the harness of passenger side headlamp with B.



Step 5: The picture shows where harness of driver side headlamp needs to be after installing the headlamp



STEP6: Pull the power cord from right to left. The cord can be hidden beneath the sheet metal.



Step 7: Connect E to the fuse of vehicle above the passenger side headlamp.



Step 8: The picture shows where fuse F59 needed to be connected with E is.



Connector E

