

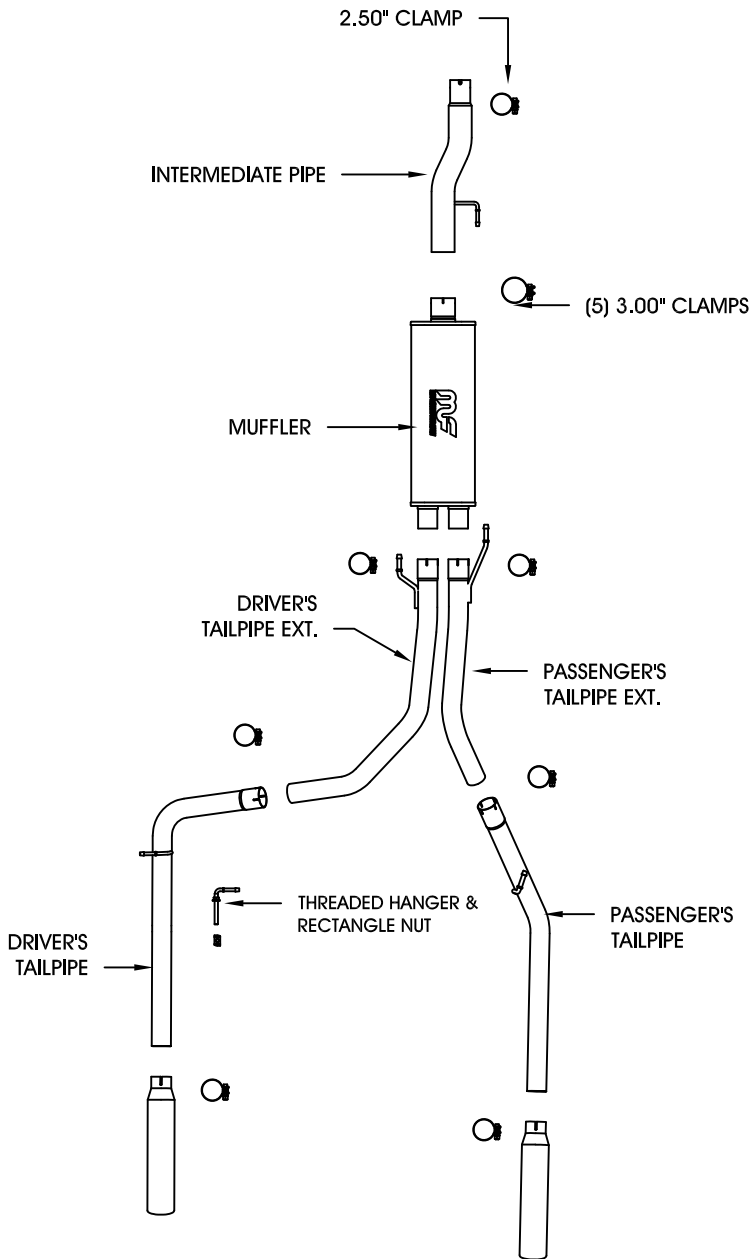
### 2002-'03 DODGE RAM 1500 4.7/5.9L CREW CAB / SHORT BED

**Warning:** When working on under or around any vehicle exercise caution. Please allow the vehicle's exhaust system to cool before removal, as exhaust system temperatures may cause severe burns. If working without a lift, always consult vehicle manual for correct lifting specifications. Always wear safety glasses and ensure safe work area. Serious injury or death could occur if safety measures are not followed.

**Note:** MAGNAFLOW Performance dual exit truck systems are designed to fit stock-height vehicles with OEM hitches and spare wheel and tire combos. Vehicles with aftermarket components such as trailer hitches, larger spare wheel and tire, or ride height changes may require modification of the exhaust system for a proper fit and finish.

**Step 1:** (Carefully read all instructions before installation) Remove the OEM exhaust system by unbolting the OEM clamps and by disengaging the welded hangers from the OEM rubber insulators. Do not discard the OEM fasteners, or damage the OEM rubber insulators, as they will be reused to mount the new system.


**Step 2:** Begin installation by unclipping the rear breather tube located above the driver side rear shock. Reclip breather tube to the driver side rear brake through coupler bracket. Zip tie rear end breather tube, rear end flex brake line to the passenger side emergency brake cable. Install intermediate pipe with supplied 2.50" clamp, and by fitting the welded hanger into the OEM rubber insulator. Leave all clamps and fasteners loose for final adjustment of complete system. Install muffler with supplied 3" clamp. Working rearward, install tailpipe extensions, and tailpipe assemblies by using supplied clamps and fitting the welded hangers into the OEM rubber insulators. The driver side tailpipe will have to be mounted to the frame using supplied threaded hanger and rubber insulator. The rectangle nut is to be placed through a hole in the frame as shown, and lined up with a coat hanger or a small screw driver. First install the hex-flange nut onto the threaded hanger as shown. Because the frame is boxed, carefully thread the hanger into the rectangle nut. Once the threads are engaged, block the rectangle nut with the coat hanger or small screw driver to keep it from spinning as you thread the hanger in further for height adjustment. Install the tip assemblies after the system is adjusted.



\*MAGNAFLOW Performance Exhaust recommends professional installation on all their products

Technical support: 1-800-959-9226 ext. 4500

### 2002-'03 DODGE RAM 1500 4.7/5.9L CREW CAB / SHORT BED




**Warning:** When working on under or around any vehicle exercise caution. Please allow the vehicle's exhaust system to cool before removal, as exhaust system temperatures may cause severe burns. If working without a lift, always consult vehicle manual for correct lifting specifications. Always wear safety glasses and ensure safe work area. Serious injury or death could occur if safety measures are not followed.

**Note:** MAGNAFLOW Performance dual exit truck systems are designed to fit stock-height vehicles with OEM hitches and spare wheel and tire combos. Vehicles with aftermarket components such as trailer hitches, larger spare wheel and tire, or ride height changes may require modification of the exhaust system for a proper fit and finish.

**Step 3:** With all components mounted loosely, adjust the system for overall aesthetics and clearance of frame & bodywork. (MAGNAFLOW recommends at least 1/2" of clearance between the exhaust system and any body panels to prevent heat-related body damage or fire.)

**Step 4:** Once a final position has been chosen for the new system, evenly tighten all fasteners from front to rear. The supplied band clamps must be VERY tight to properly align the pipes and prevent leaks (Approximately 40ft-lbs.) Inspect all fasteners after 25-50 miles of operation and retighten if necessary.



\*MAGNAFLOW Performance Exhaust recommends professional installation on all their products

Technical support: 1-800-959-9226 ext. 4500

MAGNAFLOW Performance Exhaust - 22961 Arroyo Vista - Rancho Santa Margarita, CA 92688

15813 3/29/16 REV 003