




advanced FLOW engineering™
 P.O. Box 1719
 Corona, CA 92878
 Support: 951-493-7100
 aFepower.com

Throttle Body Spacer Installation Instructions: 2003-2008 Dodge Ram Hemi V8-5.7L


Kit Part #	46-32006	Tools Required:	Part List:
Make:	Dodge	5/16" nut driver or slotted screwdriver	1 Tube, Intake
Model	Year	Phillips screwdriver	1 Coupling (05-00307)
Ram	2003-2008	1/2" open end wrench	2 Clamp #056
	Engine	Medium size pliers	1 Throttle body Spacer
	V8-5.7L HEMI		1 Grommet




Step 1
Stock vehicle




Step 2
Loosen clamp on inlet tube to intake plenum



Step 3
Disconnect electrical connector from temp sensor




Step 4
Remove intake plenum mounting bolt




Step 5
Remove intake plenum mounting bolt




Step 6
Remove intake plenum from vehicle




Step 7
View of intake plenum removed from vehicle




Step 8
Remove temp sensor from intake plenum



Step 9
Remove rubber seal from throttle body




Step 10
Disconnect electrical connector from throttle body




Step 11
Remove bolts (4) from throttle body




Step 12
Remove throttle body from vehicle



Step 13
Install throttle body on intake manifold. Place supplied gasket between throttle body and spacer.



Step 14
Secure throttle body to intake manifold using supplied hardware.



Step 15
Insert supplied grommet into hole on intake tube


Note: Filter Cleaning and Re-oiling: When cleaning your aFe filter, be sure to use only aFe's "Restore Kit" (aFe P/N: 90-50001 blue oil aerosol, aFe P/N: 90-50501 blue squeeze bottle oil, or aFe P/N: 90-59999 Pro-Dry S Cleaner)
 Filter Replacement: Magnum FLOW P/N: **Pro-5R**™#24-35507 (black w/blue media) or **Pro Dry S**™#21-35507 (black w/white media)



advanced FLOW engineering™
 P.O. Box 1719
 Corona, CA 92878
 Support: 951-493-7100
 aFepower.com

Throttle Body Spacer Installation Instructions: 2003-2008 Dodge Ram Hemi V8-5.7L


Kit Part #	46-32006	Tools Required:	Part List:		
Make:	Dodge	5/16" nut driver or slotted screwdriver	1 Tube, Intake		
Model	Year	Phillips screwdriver	1 Coupling (05-00307)		
Ram	2003-2008	1/2" open end wrench	2 Clamp #056		
	Engine	Medium size pliers	1 Throttle body Spacer		
	V8-5.7L HEMI		1 Grommet		




Insert temp sensor into grommet in intake tube




Install supplied coupler and clamps on throttle body, do not tighten




Re-connect electrical connector to temp sensor and throttle body



Insert intake tube to factory accordion tube.



Insert intake tube into throttle body coupler. Tighten clamps (3) on both ends of intake tube



Installation complete

Note: Filter Cleaning and Re-oiling: When cleaning your aFe filter, be sure to use only aFe's "Restore Kit" (aFe P/N: 90-50001 blue oil aerosol, aFe P/N: 90-50501 blue squeeze bottle oil, or aFe P/N: 90-59999 Pro-Dry S Cleaner)
 Filter Replacement: Magnum FLOW P/N: **Pro-5R**™#24-35507 (black w/blue media) or **Pro Dry S**™#21-35507 (black w/white media)