

IMPORTANT: PLEASE RETAIN THIS INSTRUCTION MANUAL FOR FUTURE REFERENCE



2002-05 DODGE RAM FINE & "HEAVY METAL" STAINLESS STEEL MESH GRILLE INSTALLATION INSTRUCTIONS G 28 G6R

Notes to the Technician:

E&G is proud to present this package to you and reminds you that for technical information, contact Lynn Eash or Lee Clary at 410-381-4900. Do not attempt installation any E&G product without first reading the detailed instructions. E&G Classics will not warrant damaged parts or vehicle due to altered installation instructions.

Copyright © 2004 by E&G Classics, Inc. All right reserved. The reproduction or utilization of this work in any form or any electronic, mechanical, or other means, no known or hereafter invented, including xerography, photocopying, and recording, and in any information storage retrieval system is forbidden without written permission of owners.

Fine Mesh 1117-0102-02





Quantity	Description	Part No.
2	"Mesh" Grille Inserts	1117-0020-02
1	Hardware Kit (components listed below)	1117-1902-02
4	1/4-20 x 3/8" Indented Hex Washer Slotted Screws	5999-0023-00
18	1/4-20 x 3/4" Indented Hex Washer Slotted Screws	5999-0014-00
14	7/8" O.D. x 1/4" I.D. Black Plastic Washers	1999-9601-00
2	Center Mounting Brackets	1117-0158-02
4	Top Mounting Brackets	1117-0155-02

Heavy Metal # 1117-0104-02

Quantity	Description	Part No.
1 Set	"Heavy Metal" Mesh Grille Inserts Right Left	1117-004A-02 1117-004B-02
1	Hardware Kit (components listed below)	1117-1903-02
4	1/4-20 x 3/8" Indented Hex Washer Slotted Screws	5999-0023-00
16	1/4-20 x 3/4" Indented Hex Washer Slotted Screws	5999-0014-00
14	7/8" O.D. x 1/4" I.D. Black Plastic Washers	1999-9601-00
2	Center Mounting Brackets	1117-0158-02
2	Top Mounting Brackets	1117-0155-02

INSTALLATION INSTRUCTIONS

- Apply masing tape to the chrome or painted grille surround to protect it from getting scratched while installing the E&G grille inserts.
- Open the hood and remove the twelve 8mm factory fasteners to remove the factory grille surround from the hood (six 8mm hex bolts across the bottom, six 8mm hex nuts across the top, it may also be necessary to carefully cut through the black sealer between the hood and the grille) and place it onto a clean, flat work area.
- Remove the factory plastic grille sections from the grille surround by pressing on the center of the retaining pins to release them (not shown). Make sure the retaining pins are completely removed.
- Align the stainless steel E&G grille left and right sections into the factory grille frame.
- Install the supplied mounting brackets and 1/4-20 x 3/8" indented hex washer slotted screws at the verticle center (as shown). Make sure that the center mounting brackets are arched enough to keep the mesh tight against the factory grille frame.
- Install the supplied 1/4-20 x 3/4" indented hex washer slotted screws and black plastic washers across the bottom and center of the mesh section in the factory holes (see arrows). **IMPORTANT:** Do not overtighten the screws or you will strip out the plastic grille frame mounting holes! Trim down a plastic washer for the top outer holes and install it with a 1/4-20 x 3/4" indented hex washer slotted screw to keep the mesh tight against the grille opening.
- For the Fine Mesh Grilles:** Install the four (4) top mounting brackets with the supplied 1/4 - 20 x 3/4" indented hex washer slotted screws (where shown).
- For the "Heavy Metal" Mesh Grilles:** Install the two (2) top mounting brackets with the supplied 1/4 - 20 x 3/4" indented hex washer slotted screws (where shown).





INSTALLATION INSTRUCTIONS - continued

9. Use flat or semigloss black paint to black out any bright objects that will be visible behind the grille once it is installed (not shown).
10. Reinstall the assembled grille frame back onto the hood to finish.

WARRANTY INFORMATION:

E&G Classics, Inc. warrants its chrome parts and products to be free from defects in material, workmanship or finish for Thirty-Six (36) months from the date of shipment by E&G. This warranty is limited to the repair or replacement, at E&G Classics option, of the defective part or product.

To obtain performance under this warranty you must:

- 1.) Present your E&G unit to an authorized distributor in your area with proof of purchase.
- 2.) If no distributor is available, contact E&G Classics (address below) for authorization to return unit.
- 3.) Returns - All unauthorized returns will be refused. Merchandise approved by E&G for return must have been purchased within the Thirty-Six (36) months. All returns require an authorization number obtained from E&G and the actual return must be accompanied by the written authorization form filled out completely. All merchandise must be inspected upon receipt and shortages reported within 48 hours. All merchandise must be in a resalable condition. Merchandise must be packed carefully in the original packing. If original packing is no longer usable, repack item(s) comparable to original manner. All returns are subject to a 25% handling charge. Special order items are not returnable. Defective merchandise must have an explanation of the problem. No credit will be issued unless invoice number and date of purchase has been supplied. Manufacturer shall be sole judge of defects in a product.
- 4.) UPS accounts - All returns must be prepaid. Do not send return shipments freight collect. Once E&G has made its decision and it is a claim against our warranty policy, E&G will credit incoming freight on damaged parts.
- 5.) No discontinued part or parts changed due to body style are returnable.

For Return Authorization, write or telephone: E&G Classics, Inc., 8910 McGaw Court, Columbia, MD 21045 (410) 381-4900 Attn.: Return Department

You are responsible for inspecting all packages containing E&G Classics' parts and product immediately upon their receipt and must file a claim with the carrier for any damage disclosure by such inspection and notify E&G classics in writing at the above address of any such damage. This warranty does not extend to any of our products which have been subject to misuse, neglect, accident or have been altered or repaired in any way. This warranty does not cover any accidental or consequential damages for any breach of this warranty agreement. E&G Classics shall have no responsibility for any loss of time, inconvenience, commercial loss or consequential damage, nor shall E&G be liable for any injury or damage to persons or property by reason of any defect in material, workmanship or finish of its parts or products. This warranty gives you specific legal rights and you may also have other rights which may vary from state to state.