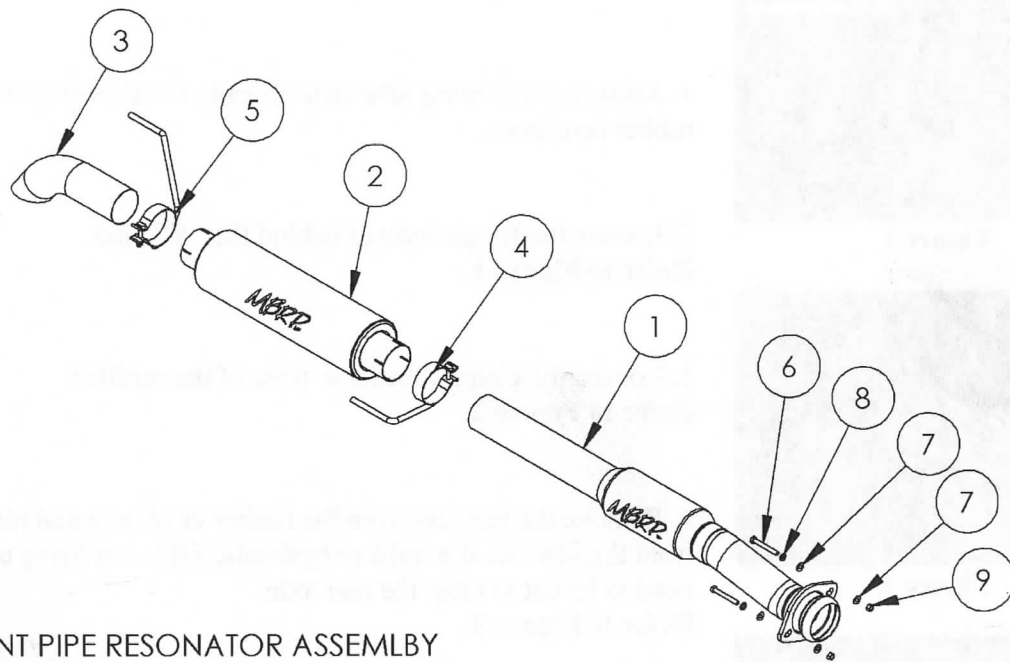


S5243

11-14 FORD F150 RAPTOR, 6.2L,
EXTENDED/CREW CAB, CAT BACK, 3.5"
SINGLE TURN DOWN

MBRP INC.

42677-197



1. FRONT PIPE RESONATOR ASSEMBLY
2. MUFFLER
3. TURN DOWN
4. 3 1/2" HANGER CLAMP
5. 3 1/2" HANGER CLAMP
6. 3/8" X 3" HEX BOLT (2PCS)
7. 3/8" FLAT WASHER (4PCS)
8. 3/8" LOCK WASHER (2PCS)
9. 3/8" HEX NUT (2PCS)

NOTE: SADDLE CLAMPS USED IN ALUMINIZED SYSTEM

PLEASE READ BEFORE STARTING INSTALLATION

While MBRP Inc. has made every effort to ensure that all components of this system are of superior quality and properly packaged, it is the installer's responsibility to ensure the following before removal of the factory exhaust:

- that ALL components shown above are present.
- that ALL mating components fit together.
- that there are no damaged components.
- that the system you have purchased is appropriate for your vehicle year, model and configuration.
- that the system will not interfere with any modifications previously installed or planned.
- that you have read and understand these instructions.

If you have any questions or are uncertain about any aspect of the installation of this system to your vehicle please contact your dealer before commencing installation.




Figure 1




Figure 2



Figure 3




Figure 4

Removal of Stock System:

1. Apply a penetrating lubricant liberally to all exhaust fasteners, hangers and rubber insulators.
2. Loosen the flange located behind the "Y" pipe.
Refer to Figure 1.
3. Loosen the clamp located in front of the muffler.
Refer to Figure 2.
4. Remove the hangers from the rubber insulators and remove the exhaust from the vehicle. If a hoist or hydraulic lift is not being used the tail pipe may need to be cut to clear the rear axle.
Refer to Figure 3.

Installation of MBRP Inc. Performance Exhaust:

1. Install the **Front Pipe Resonator Assembly** to the existing flange using the fasteners provided. **Refer to Figure 4.**

Note; the **Front Pipe Resonator Assembly** will require trimming on some models.

Model	Bed Length	Wheelbase	Front Pipe Cut
SuperCab	6.5'	133"	12"
SuperCrew	5.5'	145"	-




Figure 5

2. Slide the first **3 1/2" Hanger Clamp** over the **Front Pipe Resonator Assembly** and install the **Muffler** onto the **Front Pipe Resonator Assembly**. Install the **3 1/2" Hanger Clamp** into the existing rubber insulator.

Refer to Figure 5.



Figure 6

3. Slide the **Turn Down** onto the **Muffler** using the remaining then **3 1/2" Hanger Clamp** slide the hanger into the rubber isolator.

Refer to Figure 6.

4. Check along the whole length of the exhaust system to ensure that there is adequate clearance around the spare tire, fuel and brake lines or any wiring. If any interference is detected relocate or adjust.

Congratulations! You are ready to begin experiencing the improved power, sound and driving excitement of your MBRP Inc. performances exhaust system. We know you will enjoy your purchase.

MBRP **INC.**

PERFORMANCE EXHAUST

315 Old Ferguson Road, Huntsville, ON. P1H 2J2
Phone (705) 788-2845 Fax (705) 788-3773

www.mbrp.com

Thank you for purchasing a quality MBRP Inc. Performance exhaust product.

This exhaust system has been designed, tested and built here at MBRP Inc. It was produced to give years of trouble-free service as well as the added performance you have come to expect from MBRP Inc. All exhaust systems pass through our quality control personnel before packaging. Your system has been packaged and is completely ready to install upon receipt. Thank you for choosing MBRP Inc.

IMPORTANT:

Installation of this product indicates that the buyer has read, understands and accepts the terms of the product warranty and liability disclaimer. MBRP Inc., its distributors, jobbers, and dealers will in no way be responsible for the products proper use and service. The buyer hereby waives all liability claims.

The seller assumes no liability regarding the improper installation or misapplication of its products. It is the installer responsibility to check for proper installation and if in doubt contact MBRP Inc. Under no circumstances will the seller be liable for any damage or expense incurred in diagnosis for defects, removal, or reinstallation of this product or any other contingent expenses.

Please ensure that you have received all components as described / listed in the instructions provided. If any components are missing, it must be reported to the point of purchase within 24 hours of receipt of this merchandise. All damaged merchandise must be reported to the carrier immediately, within 24 hours upon receipt of the goods. You will be required to provide a claim report to the carrier prior to contacting your account manager within two days. MBRP Inc. will not be responsible for any claims after three days of receipt of goods.

Caution !! Never work on a hot exhaust system. Serious injury or burns can result from working with a hot exhaust system. Please allow the appropriate cooling time before beginning installation. MBRP Inc. recommends that all exhaust systems and accessories be installed by a trained automotive technician. Please use the appropriate tools, equipment, eye protection and safety measures. Take all necessary precautions to ensure a safe installation.

All warranty claims are to be handled directly with the manufacturer. Included with your MBRP Inc. performance exhaust is a warranty card. Please read it carefully before you begin installation. If you have not received a warranty card with your purchase please call 1-888-636-7223. If you have any questions or concerns regarding the warranty of this product, please call and speak with one of our customer support representatives before installation of exhaust system.

MBRP Inc. reserves the right to change or update these policies at any time.

In the event that the buyer does not agree with the terms listed above, the buyer may return the product in a new and unused condition, with a dated proof of purchase, to the original point of purchase within ten (10) days from the date of purchase for a refund.

The installation of this product indicates that the buyer has read and understands this agreement and accepts its terms and conditions.