




**Installation Instructions**  
*Bull Bar (#55053 & 55054)*  
*04-09 Ford F-150/ 03-08 Expedition/  
 07-08 Lincoln MK-LT*

QTY.	ITEM	CONTENT
1	1	Bull Bar
8	2	12mm Lock Washers
1	3	Driver/Left Mounting Bracket
4	4	12mm x 24.1mm OD x 2.1mm Flat Washers (for Mounting Bracket to frame)
1	5	Passenger/Right Mounting Bracket
8	6	12mm x 30.1mm OD x 3.1mm Flat Washers (for Bull Bar)
4	7	12mm x 40mm Bolt Plates
8	8	12mm Hex Nuts
4	9	12-1.75mm x 35mm Hex Head Bolts



**PROCEDURE:**

- 1. REMOVE CONTENTS FROM BOX. VERIFY ALL PARTS ARE PRESENT. READ INSTRUCTIONS CAREFULLY BEFORE STARTING INSTALLATION.**
- 2. NOTE:** It may be necessary to remove/relocate the front license plate and license plate bracket. It is not required, but strongly recommended. If local/state law requires a license plate, license plate relocation kit is available.
- 3. Vehicles with Factory Tow Hooks**

Remove tow hooks by removing the front bolt and loosening rear bolt. Slide tow hooks off. Remove rear bolt and make sure nut plate in frame stays aligned with holes. **NOTE:** This Bull Bar is not compatible with the factory tow hooks, so you will not be reinstalling the tow hooks. Position Bottom Brackets up to bottom frame and secure them with factory tow hook bolts and double nut plate, **(Figure 1)**.

**Vehicles without Tow Hooks**

Starting on the driver side of the vehicle, insert (1) 12mm Bolt Plate through the opening in the front end of the frame and down through the rear hole in the bottom of the frame, **(Fig 2)**. Thread (1) 12mm x 24.1mm OD x 2.1mm Flat Washer, (1) 12mm Lock Washer and (1) 12mm Hex Nut onto the threaded end of the Bolt Plate. Slide the slotted end of the driver side Mounting Bracket under the nut and washers. Insert the second 12mm Bolt Plate through the remaining hole toward

**For Technical Support/Warranty Information please call 310-762-9944**



## Installation Instructions

*Bull Bar (#55053 & 55054)*

*04-09 Ford F-150/ 03-08 Expedition/*

*07-08 Lincoln MK-LT*

the front of the Mounting Bracket. Secure with (1) 12mm Lock Washer, (1) 12mm x 24.1mm OD x 2.1mm Flat Washer and (1) 12mm Hex Nut. Snug but do not tighten the hardware at this time.

**NOTE:** It may be necessary to remove the lower plastic portion of the bumper to gain access to the ends of the frame rails. The indented pockets in the lower bumper will need to be cut out to allow the Mounting Brackets to pass through.

4. Repeat Step 3 for the passenger side Mounting Bracket installation.
5. With help position the Bull Bar on the inside of the Mounting Brackets. Use the included (4) 12mm x 35mm Hex Bolts, (4) 12mm lock Washers, (8) 12mm Flat Washers and (4) 12mm Hex Nuts to attach the Bull Bar to the Mounting Brackets, (**Fig 3**). Do not tighten at this time.
6. Align and adjust the Bull Bar properly, and tighten all hardware.
7. Do periodic inspections to the installation to make sure that all hardware is secure and tight.

**To protect your investment**, wax this product after installing. Regular waxing is recommended to add a protective layer over the finish. Do not use any type of polish or wax that may contain abrasives that could damage the finish.

**For stainless steel:** Aluminum polish may be used to polish small scratches and scuffs on the finish. Mild soap may be used also to clean the Bull Bar.

**For gloss black finishes:** Mild soap may be used to clean the Bull Bar.

**For Technical Support/Warranty Information please call 310-762-9944**


**Smittybilt, 400 West Artesia Blvd, Compton, CA 90220**

**Page 2 of 4**




**Installation Instructions**  
*Bull Bar (#55053 & 55054)*  
*04-09 Ford F-150/ 03-08 Expedition/  
07-08 Lincoln MK-LT*

**Driver Side Installation Pictured**



**NOTE:** On vehicles without tow hooks, the area circled above may be covered by an indented plastic panel. Cut or remove the panel as required to gain access to the front of the frame rail to allow bottom brackets to pass through.



For Technical Support/Warranty Information please call 310-762-9944



**Installation Instructions**  
*Bull Bar (#55053 & 55054)*  
*04-09 Ford F-150/ 03-08 Expedition/  
07-08 Lincoln MK-LT*

---

---

**Cleaning and Maintenance**

To protect your investment, wax this product after installing. Regular waxing is recommended to add a protective layer over the finish. Do not use any type of polish or wax that may contain abrasives that could damage the finish.

**For stainless steel:** Aluminum polish may be used to polish small scratches and scuffs on the finish. Mild soap, window or glass cleaner may be used also.

**For gloss black finishes:** Mild soap, window and glass cleaner may be used.

**LIMITED WARRANTY**

Smittybilt (The Company) warrants to the original purchaser of this product that should the product or any part thereof, under normal use and conditions, be proven defective in material or workmanship within the warranty period of 5 years from the date of purchase, such defect(s) will be repaired or replaced (At the Company's option) without charge for parts or labor. To obtain repair or replacement within the terms of the warranty, the product is to be delivered with proof of warranty coverage ( e.g. dated bill of sale, receipt), specification of defect, freight pre-paid with Returns Good Authorization Number from Smittybilt to place of purchase. Items returned to Smittybilt without a Returns Authorization Number will be refused and returned to sender at the senders' expense.

This warranty does not apply to any product or part thereof which, in the opinion of the Company, has suffered or been damaged through altercation, improper installation, mishandling, misuse, neglect accident or acts of nature. **THE EXTENT OF THE COMPANY'S LIABILITY UNDER THIS WARRANTY IS LIMITED TO THE REPAIR OR REPLACEMENT PROVIDED ABOVE AND, IN NO EVENT, SHALL THE COMPANY'S LIABILITY EXCEED THE PURCHASE PRICE PAID BY THE PURCHASER FOR THIS PRODUCT.**

This warranty is in lieu of all expressed warranties and liabilities. ANY IMPLIED WARRANTIES, INCLUDING ANY IMPLIED WARRANTY OF MERCHANTABILITY SHALL BE LIMITED TO THE DURATION OF THIS WRITTEN WARRANTY. ANY ACTION FOR BREACH OF ANY WARRANTY HEREUNDER INCLUDING ANY IMPLIED WARRANTY OF MERCHANTABILITY MUST BE BROUGHT WITHIN A PERIOD OF 90 DAYS FROM DATE OF ORIGINAL PURCHASE. IN NO CASE SHALL THE COMPANY BE LIABLE FOR ANY CONSEQUENTIAL OR INCIDENTAL DAMAGES FOR BREACH OF THIS OR ANY OTHER WARRANTY, EXPRESSED OR IMPLIED, WHATSOEVER. No person or representative is authorized to assume for the company any liability other than expressed herein in connection with the sale of this product. Some states do not allow limitations on how long an implied warranty lasts or the exclusion or limitation of incidental or consequential damage, therefore above limitations may not apply to you. This warranty gives the purchaser specific legal rights. The purchaser may have additional rights, which vary from state to state.

Some states do not allow limitations on how long an implied warranty lasts or the exclusion or limitation of incidental or consequential damage, therefore above limitations may not apply to you. This warranty gives the purchaser specific legal rights. The purchaser may have additional rights, which vary from state to state.

**For Technical Support/Warranty Information please call 310-762-9944**

---

**Smittybilt, 400 West Artesia Blvd, Compton, CA 90220**

**Page 4 of 4**