



WWW.SMITTYBILT.COM

## Installation Instructions

Street Light Bar  
Part# 130070  
15-16 Ford F150


Note: Read instructions entirely and carefully before installing this part.

Parts Included	Qty
Light Bar	1
Bumper Bracket	2
1/2" x 1 1/2" Hex Bolt	2
1/2" Flat Washer	4
1/2" Nut	2


Parts Included	Qty
M6 Nut	6
M6 x 20mm Button Head Bolt	6
5/16" x 1 1/2" Hex Bolt	2
5/16" Flat Washer	4
5/16" Nut	2

### INSTALLATION:

**Step 1:** Using a panel popper or flat head screw driver, release all 16 retaining clips holding the center bumper cover. Pull out and away to remove from bumper, exposing the six factory bumper bolts. (Fig. A)



**Step 2:** Remove the two upper bumper bolts (passenger/driver) located towards the Inner of the vehicle. (Fig. B)



**Step 3:** Install the two mounting brackets Using the supplied 1/2" x 1 1/2" Hex bolts nuts washers and leave loose.



For Technical Support/Warranty Information please call 310-762-9944

Smittybilt, 400 West Artesia Blvd, Compton, CA 90220




WWW.SMITTYBILT.COM

## Installation Instructions

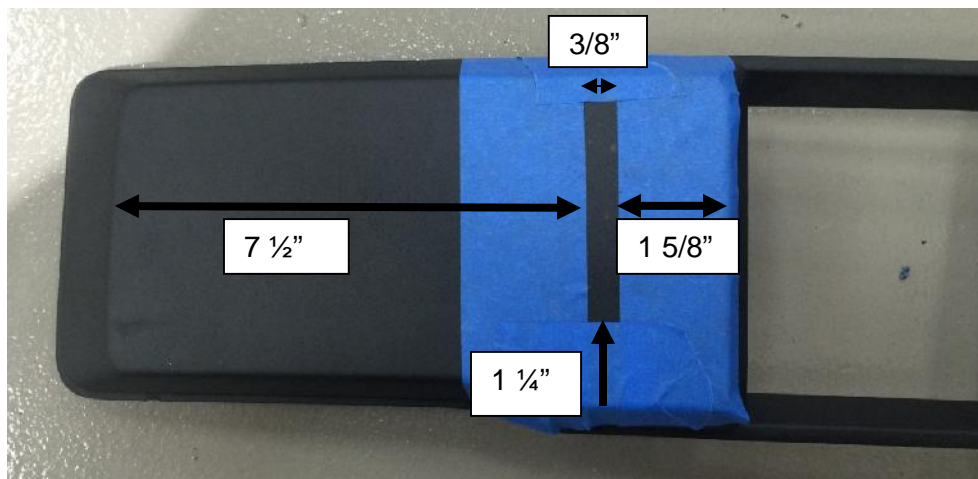
Street Light Bar  
Part# 130070  
15-16 Ford F150

**Step 4:** Using a 3/8" drill bit, drill out the lower mounting hole through the bracket for Driver/Passenger. Secure with supplied 5/16"x1 1/2" hex bolt, 5/16" nuts and 5/16" washer.

**(Fig.C) NOTE:** Test fit Light bar/Pre-runner to bumper brackets to insure proper alignment before drilling lower holes.



**Step 5:** Plastic bumper cover must be trimmed to expose mounting brackets. The measurements in this step are approximat. **(Fig.D) NOTE:** Take extra time and double check measurements before trimming the plastic.



(Fig D)

For Technical Support/Warranty Information please call 310-762-9944

Smittybilt, 400 West Artesia Blvd, Compton, CA 90220



WWW.SMITTYBILT.COM

## ***Installation Instructions***


Street Light Bar  
Part# 130070  
15-16 Ford F150

**Step 6:** Once plastic cover has been properly trimmed, re-install into bumper clips and secure.  
(Fig. E)



**Fig. E**

**Step 7:** Install Light bar/Pre-Runner to the bumper brackets using the supplied M6x20mm, M6 flange nuts and M6 washers and leave loose.



**Step 8:** After Light bar/Pre-runner has been properly adjusted, tighten all hardware. Your install is now complete.

**For Technical Support/Warranty Information please call 310-762-9944**

**Smittybilt, 400 West Artesia Blvd, Compton, CA 90220**



WWW.SMITTYBILT.COM

## ***Installation Instructions***

Street Light Bar  
Part# 130070  
15-16 Ford F150

### **Limited Warranties**

Smittybilt's products are covered under the following limited warranties only. Note that the duration of the limited warranty differs according to the material and finish of the product purchased. Subject to the duration and conditions of the limited warranty stated below, Smittybilt warrants to the original retail purchaser that its products are free from defects in material and workmanship. All other warranties and representations express or implied, are hereby disclaimed, including fitness for merchantability and buyer's intended use or purpose. All parts are sold "AS IS" except for the limited warranties granted herein. Buyer assumes all risks as to the selection, suitability and performance of all goods and products selected. This limited warranty does not cover damage or impairment in any part due to misuse, improper installation, accident or contact with on-road or off-road hazards, product modification, improper or inadequate cleaning and/or maintenance. Smittybilt is not responsible for items damaged during shipping. This warranty is not transferable from the original buyer. For the original Buyer to be eligible for the limited warranty coverage, the Buyer must provide proof of purchase. Smittybilt strongly recommends returning the warranty registration card.

Customer's remedy hereunder shall be limited only to repair or replacement (at Smittybilt's option) of any defective part(s) returned to Smittybilt at customer's expense. The determination of whether or not a returned part is defective or subject to coverage under the limited warranties stated herein shall be made at Smittybilt's sole discretion.

To assure product quality, Smittybilt reserves the right to change product design, material, specification and finishes without prior notice to customers. This limited warranty gives you specific legal rights and you may also have other rights, which may vary from state to state. Some states do not allow limitations on how long an implied warranty lasts, so the above limitations may not apply as to you. Also, some states do not allow the exclusion or limitation of incidental or consequential damages, so the above limitations or exclusions may not apply to you. Smittybilt reserves the right to discontinue product lines and substitute products, or provide other remedies than those listed in this limited warranty for those discontinued products.

### **Warning**

Rollover and other types of vehicle accidents may result in serious injury or death to you, your passengers and others sharing the road. Smittybilt accessories are decorative and are not intended to reduce or avoid injury or damage in the event of an accident. The weight and location of Smittybilt accessories may affect your vehicles' handling, stability and performance, creating an increased risk of accident or rollover. Before installing any accessory, check state laws and assure that the accessory will not obscure any lights or interfere with proper operation on your vehicle's safety equipment. Consult your owner's manual and the Smittybilt instructions, or additional safety information. Smittybilt products, nor the warnings contained herein, are not a substitute for your safe driving. Don't drink and drive, always use seat belts and don't drive faster than conditions permit.

**For Technical Support/Warranty Information please call 310-762-9944**

**Smittybilt, 400 West Artesia Blvd, Compton, CA 90220**



[WWW.SMITTYBILT.COM](http://WWW.SMITTYBILT.COM)

***Installation Instructions***

Street Light Bar

Part# 130070

15-16 Ford F150

---

For Technical Support/Warranty Information please call 310-762-9944

---

Smittybilt, 400 West Artesia Blvd, Compton, CA 90220