



**PART RBP6952,RBP6152 REPLACEMENT  
2015 F150 FORD PICKUP BILLET FUEL DOOR  
INSTALLATION INSTRUCTIONS**

1. Open the original door; insert a small flat bladed screwdriver in the slot located in the lower left where the door is attached to the hinge mechanism. (Figure 1) Carefully pry the plastic up with the screwdriver to release the door while pulling outward on the plastic door. The door should come out about 1/4" and then come off towards the front of the truck (Figure 2)
2. Align the door on the hinge making sure all 4 slots in the new door align with the hinge and push the door towards the truck until it snaps on. If you need to remove it just pry back the plastic as before in step 1.
3. If you purchased a locking door. The lock tab, in the locked position will be beneath the lip of the filler mouth flange. See figure 4

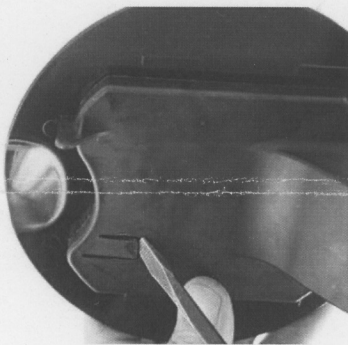


Figure 1

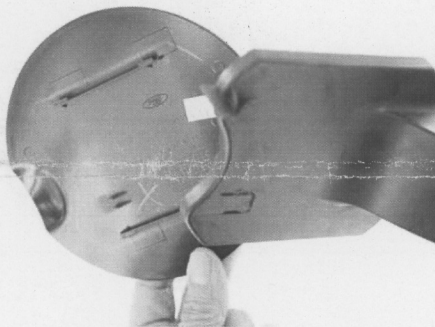


Figure 2

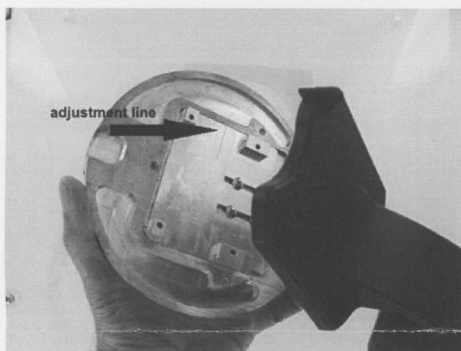
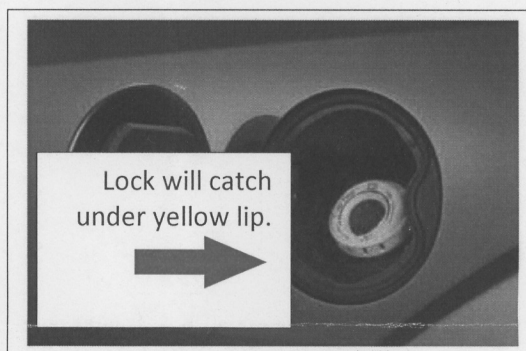


Figure 3



Visit us at [www.rollingbigpower.com](http://www.rollingbigpower.com)