


# **RBP**<sup>TM</sup>


**ROLLING BIG POWER**

**2015 FORD**

**PART #258578**



**STEP 1 –OPEN THE HOOD THEN REMOVE PLASTIC COVER ABOVE GRILL BY REMOVEING PLASTIC PUSH ON TABS.**



**STEP 2- REMOVE SIDE PLASTIC PUSH ON TABS THAT HOLD PLASTIC GUARD TO GRILL**






STEP 3. REMOVE THE FOUR 10MM SCREWS THAT HOLD THE GRILL TO THE RADIATOR SUPPORT.



STEP 4. VERRY CAREFULLY REMOVE HEADLIGHT MOLDINGS BY PULLING BACK GENTLY AND THEN REMOVE THE 10MM SCREWS LOCATED UNDER.



STEP 5. AFTER REMOVEING THE GRILL SEPARATE THE 2 PARTS THE BACKING AND FRONT .






STEP 3. REMOVE THE FOUR 10MM SCREWS THAT HOLD THE GRILL TO THE RADIATOR SUPPORT.



STEP 4. VERRY CAREFULLY REMOVE HEADLIGHT MOLDINGS BY PULLING BACK GENTLY AND THEN REMOVE THE 10MM SCREWS LOCATED UNDER.



STEP 5. AFTER REMOVEING THE GRILL SEPARATE THE 2 PARTS THE BACKING AND FRONT .