

IMPORTANT: PLEASE RETAIN THIS INSTRUCTION MANUAL FOR FUTURE REFERENCE



**2009-10 Ford F-150
Lariat & King Ranch
6 Piece "O" Grille**
F 26 G9P

Notes to the Technician:

E&G is proud to present this package to you and reminds you that for technical information, contact Lynn Eash or Lee Clary at 410-381-4900. Do not attempt installation any E&G product without first reading the detailed instructions. E&G Classics will not warrant damaged parts or vehicle due to altered installation instructions.

Copyright © 2009 by E&G Classics, Inc.

All right reserved. The reproduction or utilization of this work in any form or any electronic, mechanical, or other means, no known or hereafter invented, including xerography, photocopying, and recording, and in any information storage retrieval system is forbidden without written permission of owners.




Part #1045-0185-09QLKR

Quantity	Description	Part No.
1	F-150 "O" Grille Inserts - Upper 6 Piece (Includes):	*****
	Center Sections _____ Upper Center	1045-018A-09QLKR
	_____ Left Center	1045-018D-09QLKR
	_____ Right Center	1045-018C-09QLKR
	_____ Center Lower	1045-018B-09QLKR
	Outer Sections _____ Left	1045-018F-09QLKR
	_____ Right	1045-018E-09QLKR
	(12) #8-32 x 1" Black Cap Plugs _____	1999-0119-00
1	Hardware Kit (components listed below)	1045-0182-09QLKR
	(12) 1.006" x .189" x .064" Black Plastic Washers _____	1999-0264-00
	(12) #8-32 S.S. ESNA Half Nuts _____	1999-0065-00


IMPORTANT!

BE CAREFUL WHEN CLEANING THE STAINLESS STEEL GRILLE SECTIONS. THE EDGES OF THE STAINLESS STEEL CAN BE EXTREMELY SHARP!


*** USE CAUTION ***



1. For factory grille inserts that are painted argent or silver, you must tape around the inserts, completely covering the chrome or painted grille surround. Paint the inserts semi-gloss or flat black to conceal them once the "O" grille sections are bolted into place.



2. Trim the closed ends from the preinstalled black cap plugs located on each mounting stud and push them down over the studs, making sure that a 1/4" of threads are exposed.
3. Remove the protective covering from the grille sections and use a mild solvent and a soft, clean cloth to remove any glue residue remaining on the grille sections. Clean any solvent residue with glass cleaner and a soft, clean cloth.



4. Align the "O" grille sections into place and install the supplied black plastic washers and #8-32 ESNA half nuts to secure the E&G grille sections. **Do not overtighten the ESNA nuts** or you will indent the grille sections. Tighten only until you can not rotate the washers.
5. Remove the masking tape (if paint work was performed).



WARRANTY INFORMATION:

E&G Classics, Inc. warrants its chrome parts and products to be free from defects in material, workmanship or finish for Twenty-Four (24) months from the date of shipment by E&G. This warranty is limited to the repair or replacement, at E&G Classics option, of the defective part or product. **To obtain performance under this warranty you must:**

- 1.) Present your E&G unit to an authorized distributor in your area with proof of purchase.
- 2.) If no distributor is available, contact E&G Classics (address below) for authorization to return unit.
- 3.) Returns - All unauthorized returns will be refused. Merchandise approved by E&G for return must have been purchased within the Twenty-Four (24) months. All returns require an authorization number obtained from E&G and the actual return must be accompanied by the written authorization form filled out completely. All merchandise must be inspected upon receipt and shortages reported within 48 hours. All merchandise must be in a resalable condition. Merchandise must be packed carefully in the original packing. If original packing is no longer usable, repack item(s) comparable to original manner. All returns are subject to a 25% handling charge. Special order items are not returnable. Defective merchandise must have an explanation of the problem. No credit will be issued unless invoice number and date of purchase has been supplied. Manufacturer shall be sole judge of defects in a product.
- 4.) UPS accounts - All returns must be prepaid. Do not send return shipments freight collect. Once E&G has made its decision and it is a claim against our warranty policy, E&G will credit incoming freight on damaged parts.
- 5.) No discontinued part or parts changed due to body style are returnable.

For Return Authorization, write or telephone: E&G Classics, Inc., 8910 McGaw Court, Columbia, MD 21045 (410) 381-4900 Attn: Return Department

You are responsible for inspecting all packages containing E&G Classics' parts and product immediately upon their receipt and must file a claim with the carrier for any damage disclosure by such inspection and notify E&G classics in writing at the above address of any such damage. This warranty does not extend to any of our products which have been subject to misuse, neglect, accident or have been altered or repaired in any way. This warranty does not cover any accidental or consequential damages for any breach of this warranty agreement. E&G Classics shall have no responsibility for any loss of time, inconvenience, commercial loss or consequential damage, nor shall E&G be liable for any injury or damage to persons or property by reason of any defect in material, workmanship or finish of its parts or products. This warranty gives you specific legal rights and you may have other rights which may vary from state to state.